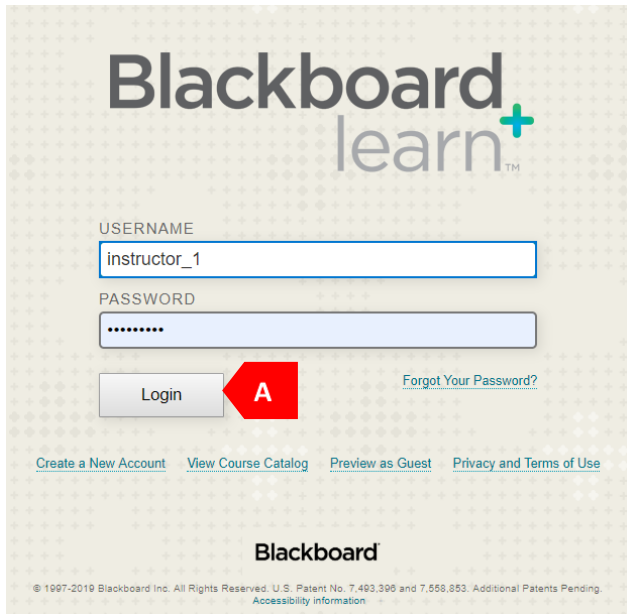
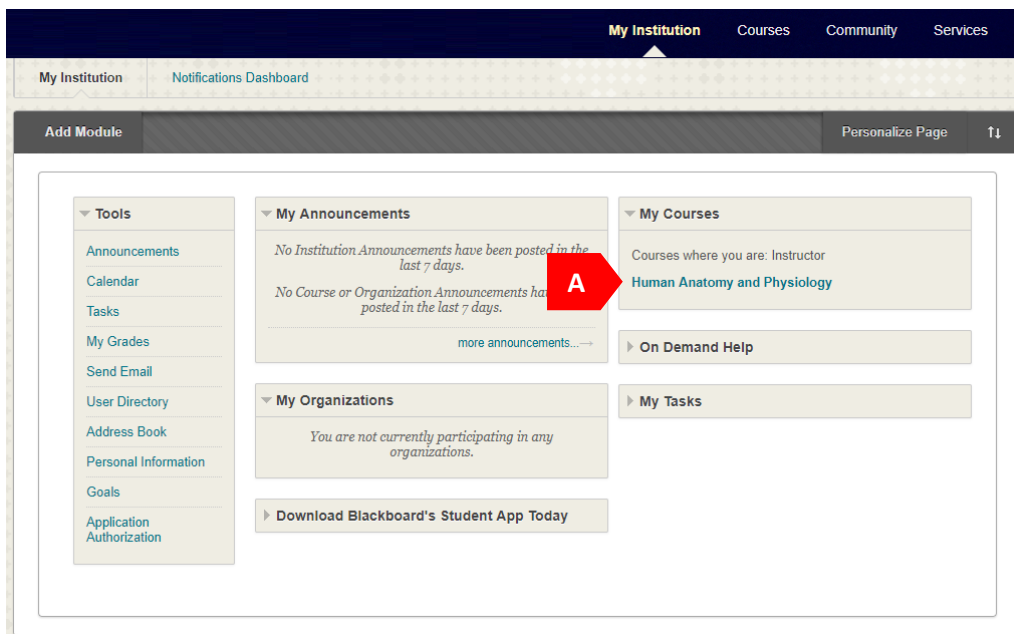


# Pair your Blackboard course with McGraw Hill Connect



To begin the pairing process, enter your Blackboard username and password. Then click **Login (A)**.



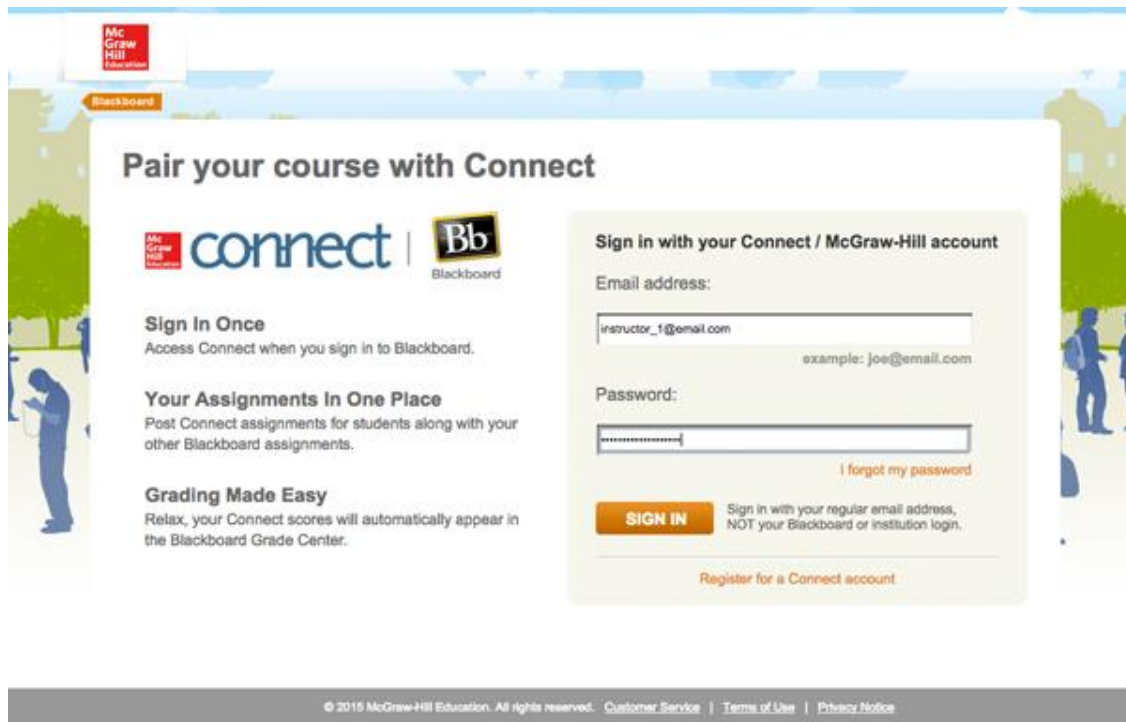
From your Blackboard section homepage select the course you would like to pair to Connect (A).

<b>Course Management</b> Control Panel Content Collection <b>Course Tools</b> <b>A</b> Achievements Announcements Blackboard Collaborate Ultra Blogs Cengage Learning MindLinks™ Contacts Content Market Tools Course Calendar Course Materials Hub Date Management Discussion Board Glossary Goal Performance Journals McGraw-Hill Higher Education <b>B</b> Respondus LockDown Browser Rubrics SafeAssign Send Email Tests, Surveys, and Pools Wikis WileyPLUS Evaluation	<b>Lab manual</b> Posted on: Monday, February 25, 2019 12:20:10 PM GST <b>A new copy of the lab manual is available at AlThiqa Center, next to the Medical Cafeteria.</b> Posted by: Abderrahem Harfeel Posted to: Human Anatomy and Physiology- 75L شرح وطرف الأعضاء
	<b>Lab midterm</b> Posted on: Sunday, February 24, 2019 7:38:42 PM GST lab Mid Term will be as the following Open the file <a href="#">Lab exam.pdf</a> Posted by: Sondos Abderrahem Harfeel Posted to: Human Anatomy and Physiology- 75L شرح وطرف الأعضاء
	<b>Registration-Mastering class</b> Posted on: Monday, February 18, 2019 1:30:10 PM GST If you have a problem with registration to A&P mastering class click on the link for any technical help <a href="https://support.pearson.com/getsupport/s/">https://support.pearson.com/getsupport/s/</a> Posted by: Sondos Abderrahem Harfeel Posted to: Human Anatomy and Physiology- 75L شرح وطرف الأعضاء
	<b>A&amp;P mastering class</b> Posted on: Monday, February 18, 2019 12:14:10 PM GST <b>REMINDER</b> To all the students who attended the demo class with Pearson education, last Tuesday at 02:00 You have to register before 11:30 PM tonight. Bring your ipad, smartphone or lab top to the class tomorrow.if you have any problem in registration, ask the helpdesk, on the same website. Posted by: Sondos Abderrahem Harfeel Posted to: Human Anatomy and Physiology- 75L شرح وطرف الأعضاء

On the Blackboard course homepage, click **Course Tools** (A) in the left menu. From the list of tools, select the **McGraw-Hill Higher Education** (B) link.

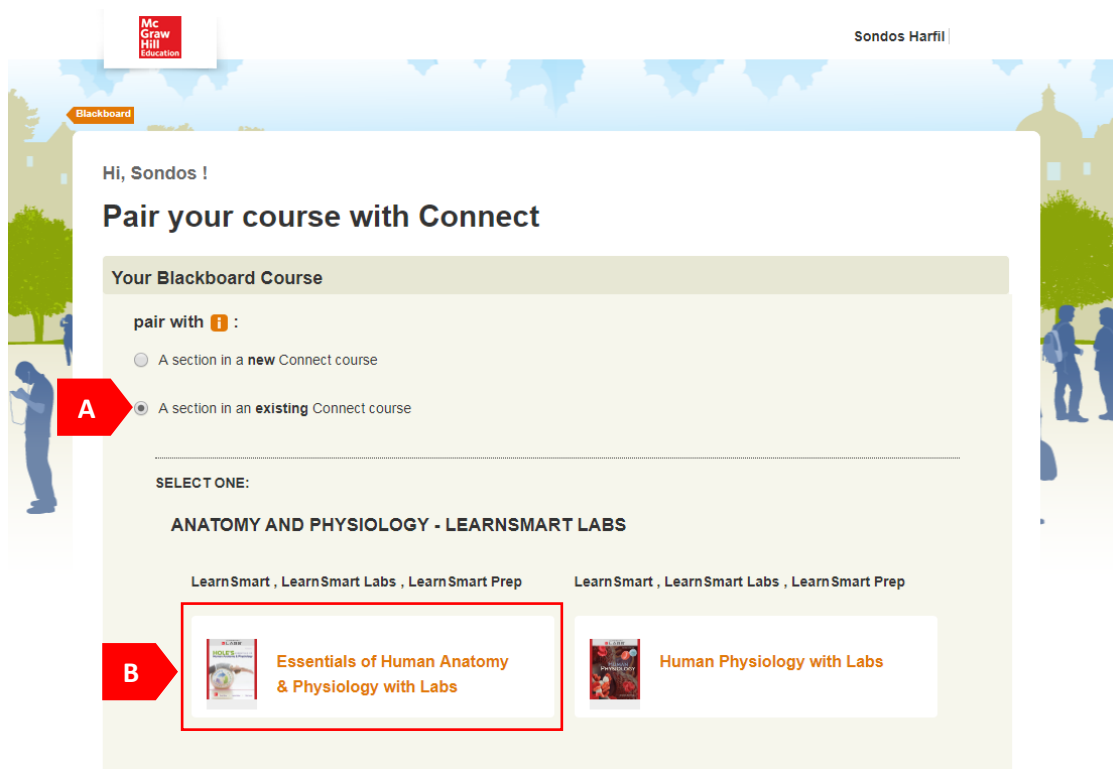
The screenshot shows the McGraw-Hill Higher Education interface. The sidebar on the left has 'Course Tools' and 'McGraw-Hill Higher Education' highlighted with a red arrow labeled 'B'. The main content area is titled 'McGraw-Hill Higher Education' and contains several sections: 'McGraw-Hill Connect', 'Pair Course with a Connect Section' (highlighted with a red arrow labeled 'A'), 'Reset Single Sign-On', 'Learn about McGraw-Hill Connect', 'McGraw-Hill Connect Library', 'LearnSmart', 'Lecture Captures', and 'McGraw-Hill Create'.

From the tools module, click **Pair Course with a Connect section** (A).

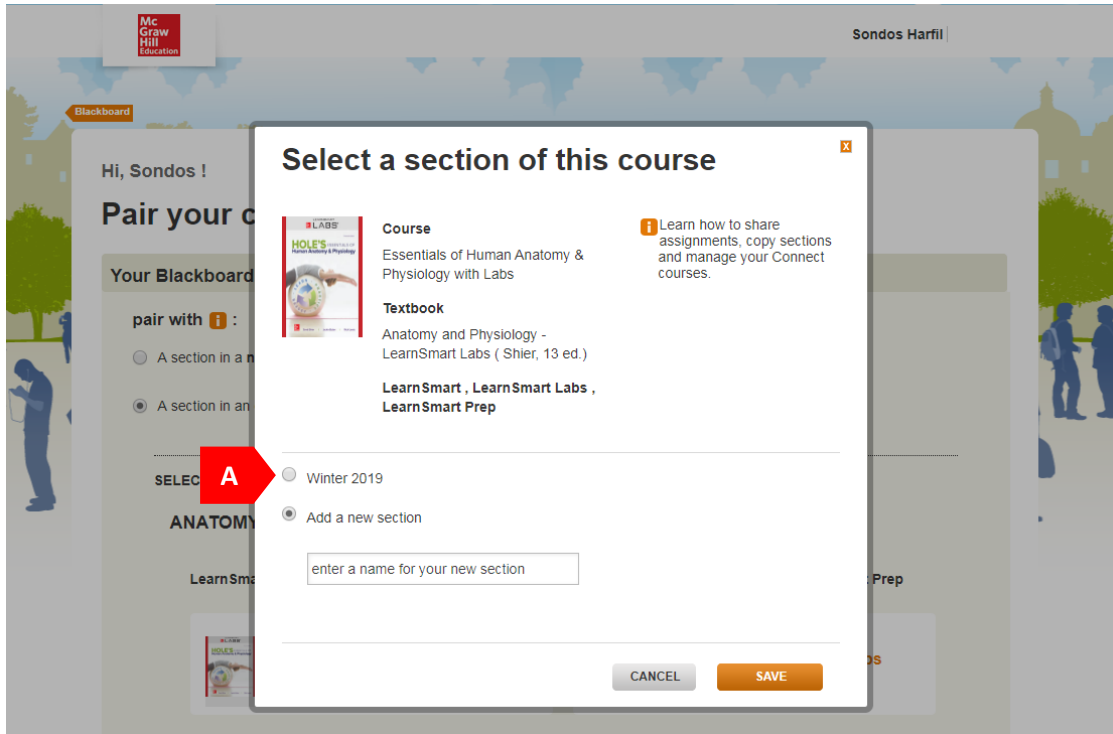


A new window will appear, prompting you to continue to the pairing process. Sign into Connect using your Connect login credentials.

If you don't have a Connect account, contact [james.nicholas@mheducation.com](mailto:james.nicholas@mheducation.com)




Next you'll be asked to choose a new or existing Connect course with which to pair. Select **existing** (A) and then choose the course and section you want to pair with Blackboard (B). Once you've selected the course and section you want to pair, remember to click save.



Select a section (A) and click **Save**.



## pair your course with Connect



**Blackboard**  
Your Blackboard  
Course  
[return to Blackboard](#)



**Connect**  
Winter 2019  
(Essentials of Human...)  
**LearnSmart**,  
**LearnSmart Labs**,  
**LearnSmart Prep**

**B** [go to section home page](#)

### here's what you can do next

#### set up Blackboard with Connect



Deploy your Connect assignments.

Add links to eBook, Library, LearnSmart, and more.


#### how to tell your students to register



View the student registration instru

[view student instructions](#)

#### how to use Connect with Blackboard



Learn how to Deploy Connect Assignments to Blackboard

[watch video](#)

You've successfully paired your Blackboard course with your Connect course. To return to the **Blackboard site** click the link provided (A) or you can go to your **Connect Section Home page** (B).

Sondos Harfil | My account | Help | Sign out

**New** **Connect Insight** Start seeing how your students and assignments are doing from a whole new view. [Learn more](#) Don't have time? That's okay, take a look when you do under Performance. ✕

**Essentials of Human Anatomy & Physiology with Labs**  
Winter 2019

[return to Blackboard](#) « My courses

**section overview**

no messages to show ⚙

no assignments to grade

Assignments [+ Add Assignment](#) ⏴ ⏵ ?

Title	Shared	Info	Start-due	Show/hide	Deployed
Heart and ECG		<span style="color: blue;">i</span>	02/26/19-02/28/19	<span style="color: blue;">👁</span>	<span style="color: blue;">☑</span>

**Instructor view** **Student view**

**Section info** ⚙

**Instructor**  
**Sondos Harfil**  
Add your photo, email address, office hours

[Sections and colleagues](#)

**eBook**

**Hole's Essentials of Human Anatomy & Physiology (SmartBook)**  
David Shier, 13e

**Shier, Hole's Essentials of Human Anatomy and Physiology 13e (eBook)**  
David Shier, 13e

An example of the Connect home page. From here you can access the eBook, add assignments, access instructor resources and performance reports.